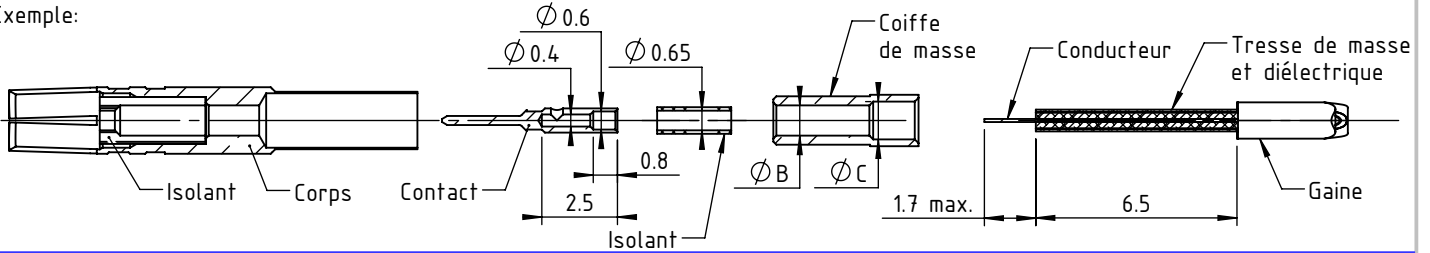
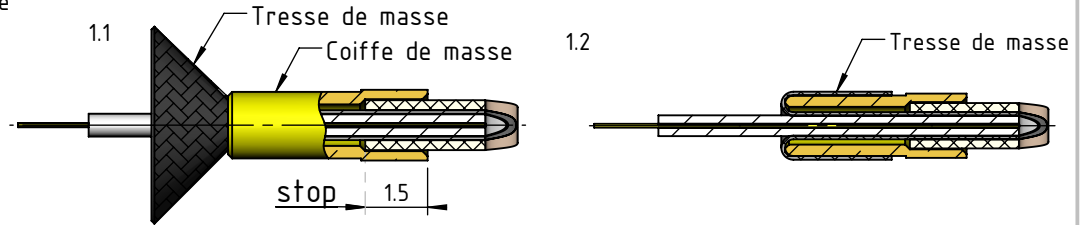


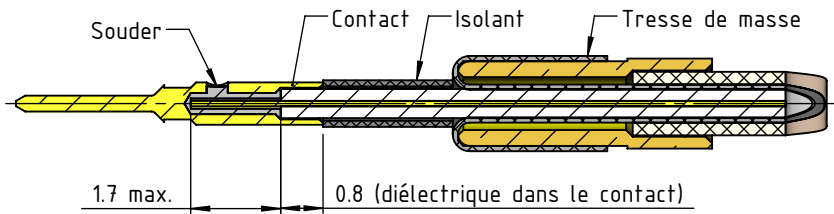
Exemple:



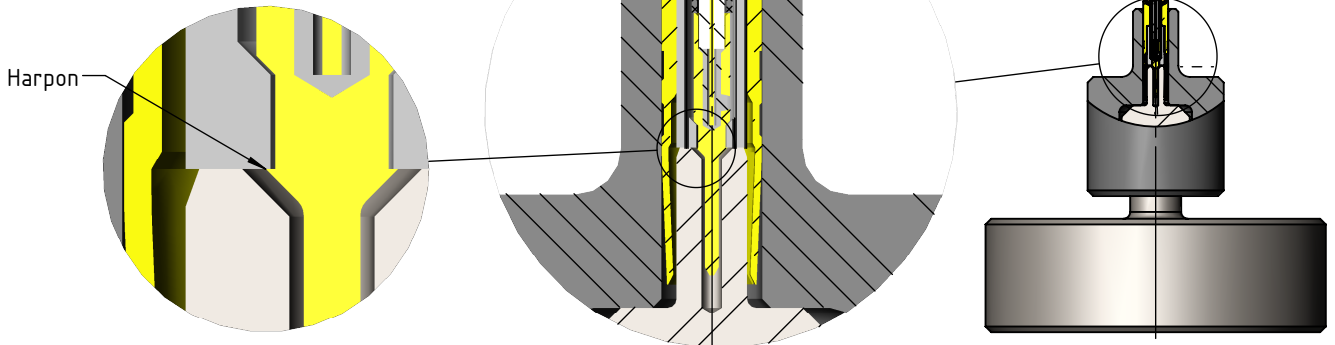
- 1/ 1.1 - Enfiler la coiffe de masse en butée sur le câble.
 1.2 - Rabattre la tresse de masse sur sa coiffe.



- 2/ - Enfiler l'isolant.
 - Souder le contact central sur le conducteur.

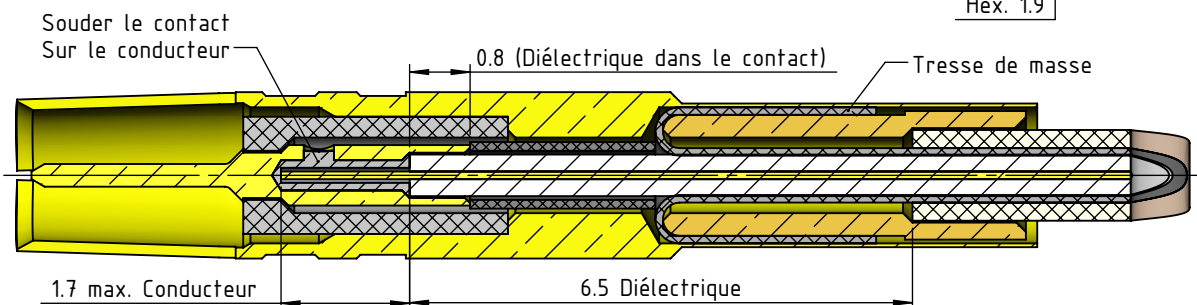
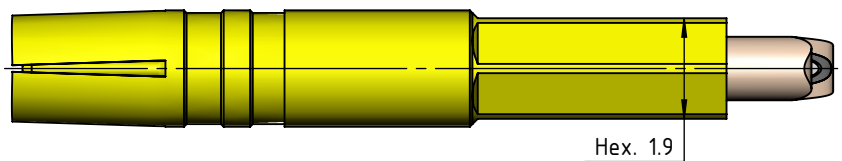


- 3/ - Mettre le corps du contact dans l'outillage C16447.
 - Enfiler l'ensemble dans le corps.
 - Veiller à ce que le harpon du contact central soit bien passé au delà de l'isolant.



4/ SERTISSAGE :

- Pince : DANIELS HX3
- Machoires : C13847
- Position : 8.95 coax 22
- Hexagone : 1.9mm / plats
- Position : 8.95mm



173, rue des fougères
 Z.I. Les Bracots
 F-74890 Bons-en-Chablais
 Tel. : +33 (0)4.50.36.13.85
 Fax : +33 (0)4.50.36.11.33
 Web : www.nicomatic.com



Echelle/Scale
 4:1

d	08/02/18	OM 18 013	A.A.		A.V.
c	25/04/13	OM 11 052	C.B.		A.V.
b	05/05/11	OM 11 052	N.P.		H.T.
Ind.	Date	Modification	Drawn	Checked	Approved

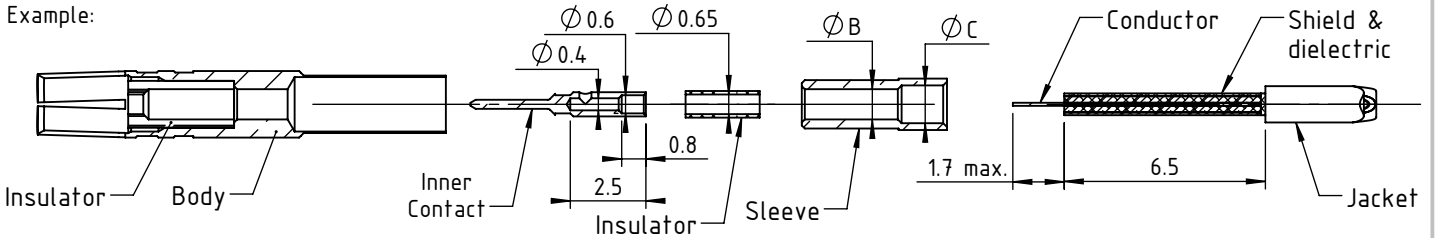
Folder : X:\Méthodes\Documentations\Instruction catalogues\

Designation : Instruction de câblage contacts femelle HF serie 22

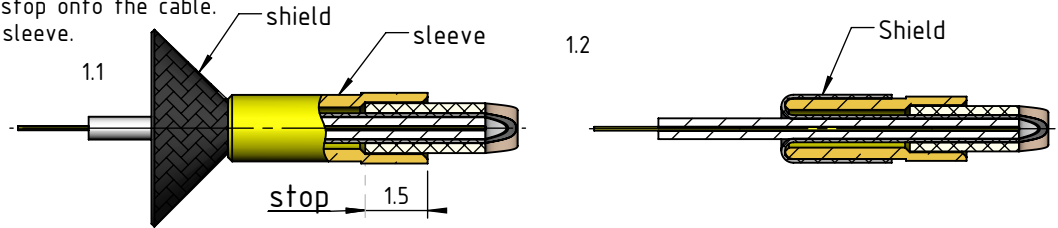
Ref : IC22HF02

Page 1/2 A4

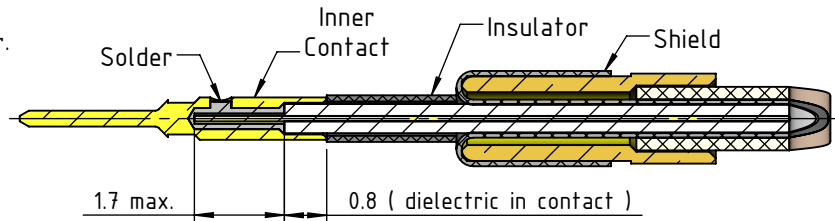
Example:



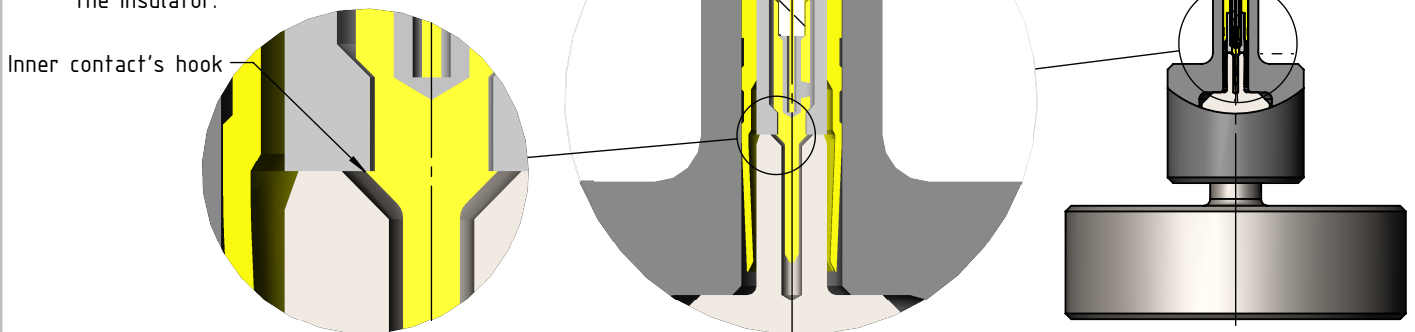
- 1/ 1.1 - Thread the sleeve until stop onto the cable.
 1.2 - Place the shield on the sleeve.



- 2/ - Thread the insulator.
 - Solder the inner contact on the conductor.

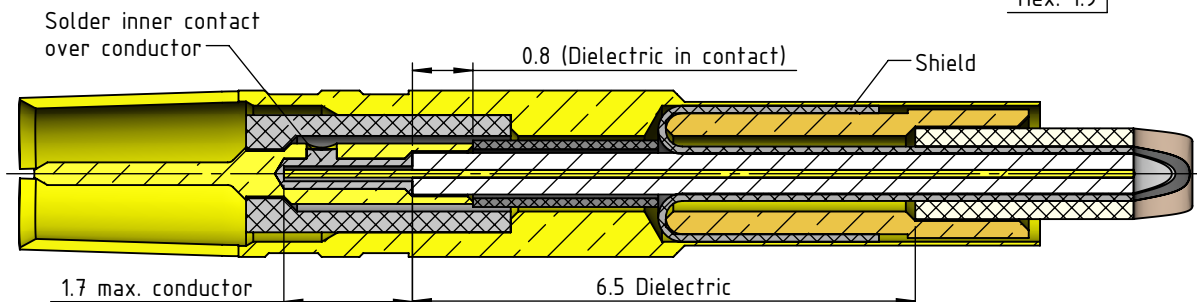
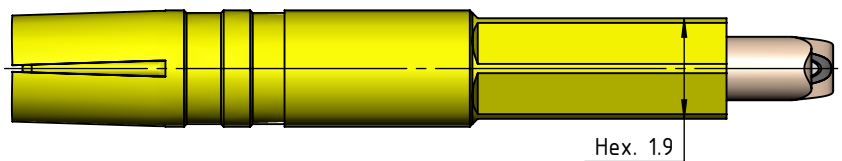


- 3/ - Put the contact body in the tool C16447.
 - Thread to the body.
 - Beware that the inner contact's hook goes entirely through the body's insulator.
 - Insert the inner contact until it snaps onto the insulator.



4/ CRIMP :

- Tool : DANIELS HX3
- Die : C13847
- Position : 8.95 coax 22
- Hexagone : 1.9mm / plats
- Position : 8.95mm



173, rue des fougères
 Z.I. Les Bracots
 F-74890 Bons-en-Chablais
 Tel. : +33 (0)4.50.36.13.85
 Fax : +33 (0)4.50.36.11.33
 Web : www.nicomatic.com

Echelle/Scale
4:1

d	08/02/18	OM 18 013	A.A.		A.V.
c	25/04/13	OM 11 052	C.B.		A.V.
b	05/05/11	OM 11 052	N.P.		H.T.
Ind.	Date	Modification	Drawn	Checked	Approved
Folder : X:\Méthodes\Documentations\Instruction catalogues\					

Designation : Instruction de câblage contacts femelle HF serie 22

Ref : IC22HF02

Page 2/2 A4